

# How to use WIN Auction Website

- To participate in WIN Auction, you need the member ID and Password. For the registration, please click “Signup” button at the top of the website and send us the registration request form.  
Please read the Terms and Conditions of WIN Auction carefully and agree with it before sending the registration request.

## About our Three Auctions :

Three kinds of auctions are prepared in WIN Auction.

The members can see the bidding information by log-in to the auction by given password.

The bid is enabled after the opening of each auction.

### 1. Bid up Auction

You can bid up from the starting price and the highest bidder becomes the successful bidder at the closure of the auction.

The current price and next bid up price are displayed on the bidding page.

If you are the highest bidder at this moment, “Crown” status sign  is displayed at the left of the Lot Number of the exhibited item.

After that, if other member bids the higher price, the crown changes to:

Then, you lose the successful bidder’s right.



“Auto-Reload” is set each 30 seconds.

If you wish to see the current price, please click “Reload” button.

And if you do not want to auto-reload, you can stop it by “OFF” switch on the “Auto-Reload” selector.

## Functions :

### Auto-Bid Function

You can set your highest limit price. The bid up continues automatically and stepwise until the price. This highest limit price is not disclosed.

### ”Buy Now” Price

“Buy Now” price is set for some exhibits.


The bidder can get the exhibits by accepting this price, without competing with other bidders.


### Minimum Bid Price

For some exhibits, “Minimum Bid Price” is reserved, besides the starting price,

This Minimum Bid Price is not disclosed. The bidders only can see the caption “MINIMUM BID PRICE RESERVED”.

Even if the bid price is higher than Starting Price, but still lower than the Minimum Bid Price, the bid is not succeeded.

In this case, this Crown sign is displayed: 

After that, if other bidder put the higher price, but still lower than Minimum Bid Price, the Crown sign changes to: 

If the exhibit's status remains like these at the closure of the auction, that exhibit becomes unsuccessful.

Also, you see the current price is showed in **ORANGE** color, in case it is still lower than the **Minimum Bid Price**.

When the bid reach to the **Minimum Bid Price**, it turns to **BLACK**. color.

Although the bid price does not reach to the Minimum Bid Price at the closure of the auction, if the seller agree, the auctioneer can discuss with the highest bidder and fix the deal.

**Automatic Extension function**

If new bid is made within 5 minutes before the closure, the bid up is automatically extended more 5 minutes from the last bid.

The automatic extension will be repeated as long as the bid up continues.





**Watch List**

When bidder interested in plural items in the auction, it is useful to put the target items in "Watch List". Only the bid items or marked items are shown as target items.

Watch List makes your browsing easier through the Auction.

**\*Summary of "Crown" status sign**

The status of the bidders is indicated by Crown, at the left side of the Lot Number of the exhibit.

	<b>YOU ARE THE HIGHEST BIDDER.</b>
	<b>OTHER PERSON IS THE HIGHEST BIDDER.</b>
	<b>YOU ARE THE HIGHEST BIDDER, <u>BUT STILL LOWER THAN THE MIMIMUM BID PRICE</u>. (NOT SUCESSFUL)</b>
	<b>OTHER PERSON IS HIGHEST BIDDER, AND STILL LOWER THAN MINIMUM BID PRICE.</b>

## 2. Special Auction

The bid up auction for the selected exhibits is done within limited time.

Just like the parade auction, the entry of exhibit is one by one and is bided for 5 minutes each exhibit.

The bid can be accepted only during this 5 minutes.

“Auto-Bid function” cannot be used and “Buy Now Price” is not reserved .

You can bid the next bid price only, which is displayed automatically.

Minimum Bid Price is reserved for some exhibits as same as Bid up auction.

At one minute before the closure of each item, displayed current price and BID button start to blink.

If the bid is done during this brinking, the auction is extended another one minute automatically.

This automatic extension is repeated as long as the bid up continues.

The interval of each bidding is set at one minute.

“Crown” status signs are displayed in the same way of Bid up Auction.

## 3. Tender Auction

This is non-bid up style, sealed tender auction. Please make a bid on our website during the auction period.

The highest bidder at the auction closure is the successful bidder.

You can make bid more than once., but cannot bid at lower than your previous bid..

Your latest and highest bid price is regarded as your final bid.

After the auction is closed, the successful bidder only will receive the result by e-mail.

If there are some bidders with same highest price, the winner will be decided by lottery.

## E-mail messages to bidder during the auction :

During the Bid up Auction and Special Auction, our website system will send e-mail messages to the bidder, at the time described below:

1. Receipt of your bid ※Indispensable
2. The competitor put higher bid than you.
3. Final bid result to the successful bidder ※Indispensable

The bidders will receive many e-mail from the auction system by repeating the bid.

If you do not want to receive so many e-mail messages, please send your request to stop e-mail, on the website form (linked from “form” button at the top of the page).

We stop above message No.2 about competitor’s higher price.

## Delivery Place :

Each exhibit is delivered and released to you at each designated delivery place on main Japanese port. Below are the address of the delivery place which is described on the exhibit details.

Delivery Place	Address
OSAKA PORT (A)	7, 6-Chome, Nanko-Naka, Suminoe-Ku, Osaka City Japan NANKO R-2 YARD
OSAKA PORT (B)	7-Chome, Nanko-Naka, Suminoe-Ku, Osaka City Japan NANKO K-1 SERVICE OFFICE
OSAKA PORT (I)	3-8-27 Kaigan-dori, Minato-ku, Osaka City Japan ITTOTSU SERVICE OFFICE
KOBE PORT (ROKKO)	3-3, Koyocho-Higashi, Higashinada-Ku, Kobe City KOBE ROKKO YARD
KOBE PORT (PI)	6, 7-Chome, Minatojima, Chuo-ku, Kobe City KOBE L-8 YARD
YOKOHAMA PORT (H)	2-24, Nishiki-Cho, Naka-Ku, Yokohama City
YOKOHAMA PORT (Y)	279, Yamashita-Cho, Naka-Ku, Yokohama City Yamashita Pier No. 4
YOKOHAMA PORT (D)	16 Daikoku-Futo, Tsurumi-Ku, Yokohama City Daikoku-Futo T-15
HAKATA PORT	3-11, 4-Chome, Hakozaki-Futou, Higashi-Ku, Fukuoka City

These places are bonded area and we can arrange the shipment through our cooperative forwarder. Kindly pleased refer to the logistic guide.

## Inspection :

If the member wishes inspection of the actual exhibit, please contact us by e-mail or website form (please use “contact” button prepared at every page header).

For the member’s reference, abovementioned Yards are just the delivery point after auction and not the permanent stockyard.

## Other Requests or Questions :

For any other requests or questions, please send us message by e-mail or from our website form.

Web Form: <https://www.wakitamac.com/en/contact>

E-Mail: [wakitamac@wakita.co.jp](mailto:wakitamac@wakita.co.jp)